

## 1. Submit in Vector Format.

Other files types will be accepted but may require additional fee for digitization.

## 2. Avoid thin strokes

Try to stay around 2pt to 3pt or larger.

## 3. Use bold and/or large text.

Small text may not knit clearly or may be hard to read.

## 4. Avoid highly detailed art.


Fine details may be “lost in translation” to knit.



**YOUR LOGO**





YOUR LOGO  
COMPANY TAGLINE



## 5. Six colors max.

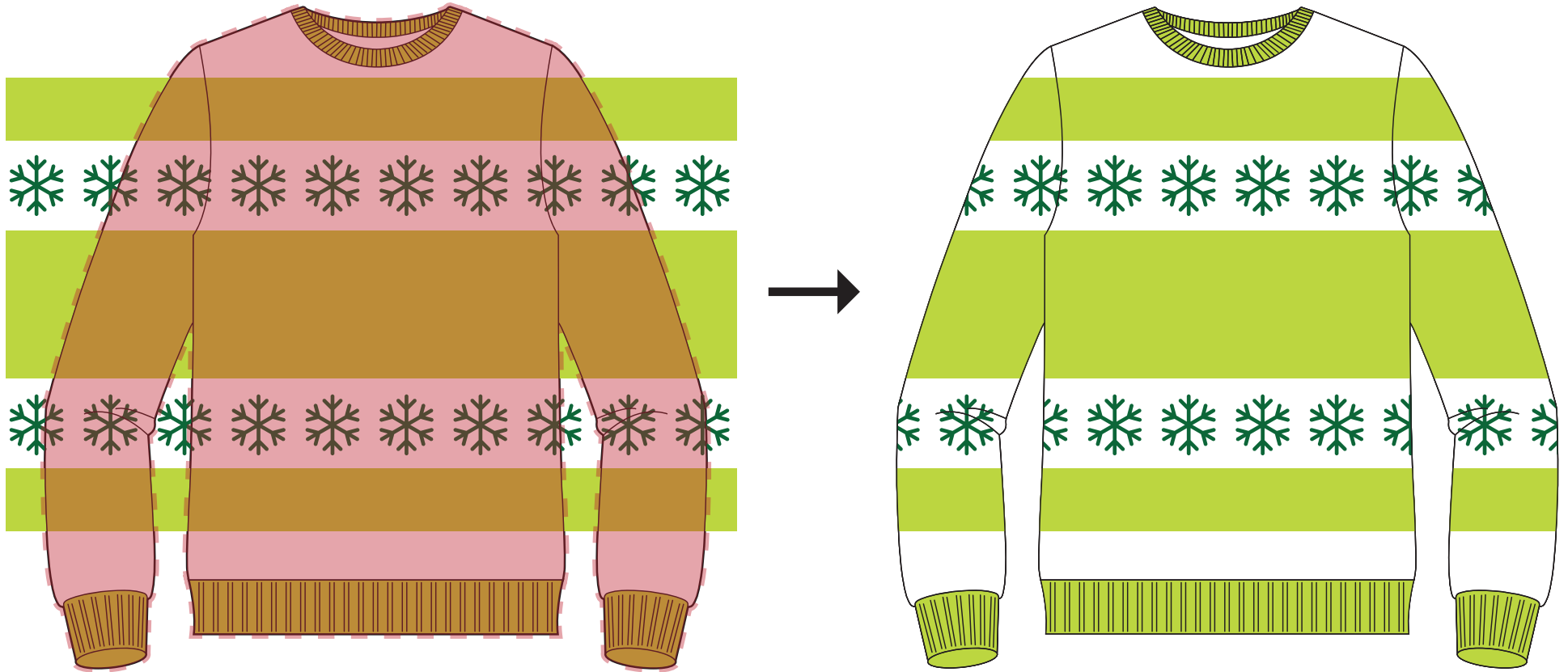
Do not use gradients or other effects. Solid colored Pantones work best if possible.



## 6. Ribbing is solid colors.

Ribbing (cuffs and collar) can be solid colors only. Not available to add text / graphics.

**7. Design edge to edge.** Create your design so that your art extends beyond edges of the sweater template where/when needed. This way the design can be adjusted to knit properly if need be. Then clip / mask when finished.



**NEED HELP? REACH OUT TO US!**

[RAY@UGLYCHRISTMASSWEATER.COM](mailto:RAY@UGLYCHRISTMASSWEATER.COM)